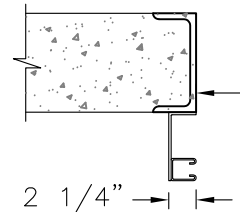
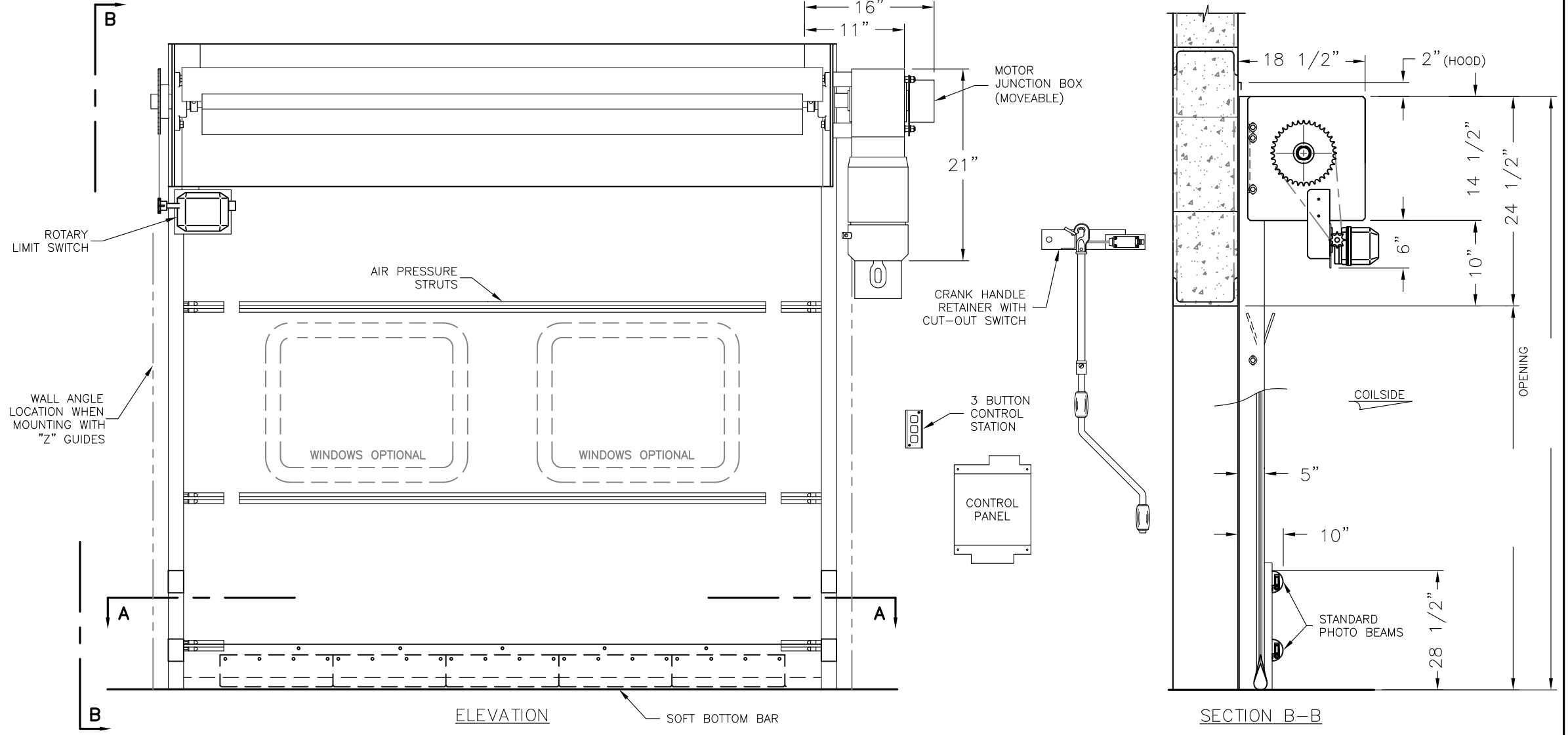


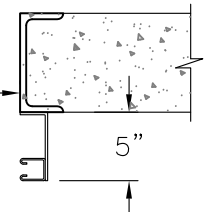
SPECIFICATIONS	
DOOR MARK	
QUANTITY	
WIDTH	
HEIGHT	
MATERIAL	
CURTAIN	<input type="checkbox"/> 2.0mm PVC (STANDARD) <input type="checkbox"/> 2.5mm PVC <input type="checkbox"/> 2.0mm URETHANE <input type="checkbox"/> 2.5mm POLYOLETHANE <input type="checkbox"/> 2.1mm FIRE RETARDANT PVC
HOOD	<input type="checkbox"/> BLACK VINYL (STANDARD) <input type="checkbox"/> GALVANIZED STEEL
GUIDES	ROLLED STEEL W/STEEL WALL ANGLE
FINISH	
FERROUS SURFACES	SHOP PRIMED (BLACK)
CURTAIN (PVC ONLY)	<input type="checkbox"/> RED <input type="checkbox"/> BROWN <input type="checkbox"/> ORANGE <input type="checkbox"/> BLUE <input type="checkbox"/> GRAY
GUIDES	SHOP PRIMED (BLACK)
BOTTOM BAR	SHOP PRIMED (BLACK)
MOTOR UNIT	
(SPECIFY VOLTAGE)	
MOTOR: <u> 2 </u> HP	
VOLTAGE: <input type="checkbox"/> 208 <input type="checkbox"/> 230 <input type="checkbox"/> 460	
PHASE: <u> 3 </u> HERTZ: <u> 60 </u>	
DOOR SPEED	
SPEED: <input type="checkbox"/> 32 <input type="checkbox"/> 40 <input type="checkbox"/> 52 INCHES PER SECOND MAX	
OPTIONAL ACTUATORS	
<input type="checkbox"/> 3 BUTTON PUSH BUTTON <input type="checkbox"/> NEMA 4 <input type="checkbox"/> MOTION DETECTOR <input type="checkbox"/> EAGLE <input type="checkbox"/> FALCON <input type="checkbox"/> SECONDARY PHOTO BEAMS	<input type="checkbox"/> PULL CORDS <input type="checkbox"/> RADIO OPTIONS <input type="checkbox"/> REMOTE QTY: <u> </u> <input type="checkbox"/> LOOP DETECTOR <input type="checkbox"/> LOOP WIRE REQUIRED
WINDOW OPTIONS	
<input type="checkbox"/> NO WINDOWS (STANDARD) <input type="checkbox"/> MAXIMUM VIEWING AREA	<input type="checkbox"/> 18" x 18" - QTY: <u> </u> <input type="checkbox"/> 34" x 36" - QTY: <u> </u> <input type="checkbox"/> 41" x 36" - QTY: <u> </u> <input type="checkbox"/> 48" x 36" - QTY: <u> </u>

NOTES:



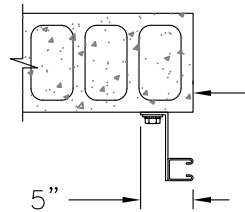
STEEL JAMB DETAIL

OPENING WIDTH



MASONRY/CONCRETE/WOOD JAMB DETAIL

OPENING WIDTH



SECTION A-A
"E" GUIDES (MUST BE WELDED)

SECTION A-A
"Z" GUIDES

DISTRIBUTOR: OVERHEAD DOOR CO. OF _____ P.O.# _____					DRAWING NO. D09-	SERIES 693 JETROLL™
DATE	REVISION	SHEET NO. 1 OF 1	JOB NO.		JOB NAME CONTRACTORS NAME ARCHITECTS NAME	OVERHEAD DOOR CO. OF PENNA., INC. LEWISTOWN, PA.
		DR. BY T.H.	DATE:	SCALE: N.T.S.		