

**591**

# **THERMACORE<sup>®</sup>** **DOOR SYSTEMS**



INSULATED SECTIONAL DOORS



**THE BEST SELLING SYSTEM  
IN THE THERMACORE<sup>®</sup> LINE.  
EXCEPTIONAL THERMAL EFFICIENCY  
FOR EXTREME CLIMATIC CONDITIONS.**



**INDUSTRY LEADING  
COMMERCIAL & INDUSTRIAL SOLUTIONS**

**Standard features at a glance**



**Thermal efficiency**

R-value*	14.86 (2.63 K m <sup>2</sup> /W)
U-value	.07 (.380 W/K m <sup>2</sup> )
Thermal break	PVC
Air infiltration	at 15 mph (24 kmph): .08 cfm/ft <sup>2</sup> (1.46 m <sup>3</sup> /hr/m <sup>2</sup> ) at 25 mph (40 kmph): .08 cfm/ft <sup>2</sup> (1.46 m <sup>3</sup> /hr/m <sup>2</sup> )

**Construction**

Panel thickness	1 5/8" (41 mm)
Max height	24'1" (7341 mm)
Max width	35'2" (10719 mm)
Exterior steel	.015" (.38 mm) galv.
Exterior surface	Ribbed, textured
Standard springs	10,000 cycle

**Color options**

Interior colors	White
Exterior colors	White, Tan, Gray, Industrial Brown,

**Limited warranty**

10-year delamination
1-year door
3-year/20,000 cycle door and operator system (material and workmanship)

**Options**

- Glazing: Insulated glass, tempered glass, polycarbonate, multi-wall polycarbonate, etc.
- Thermal glazing
- Aluminum sash section available to 24'2" (7366 mm) wide
- Four-section pass door
- High-usage components
- High Performance fluoropolymer coating - (Trinar<sup>®</sup> or equivalent); Kynar White, Brown, Beige
- Knock & Lock<sup>®</sup> Breakaway Door System
- Wind load options
- Electric operator
- Chain hoist
- Posi-Tension<sup>™</sup> drums
- Safety bottom fixtures
- Bottom-sensing edge
- Flexible jamb, header seal
- Exhaust ports

**Cover image:**

Double Thermal Acrylic lites, White paint finish

**Image above:**

Aluminum Sash Section with DSB glazing lites, Tan paint finish

\*R-value: R-value is a measure of thermal efficiency. The higher the R-value the greater the insulating properties of the door. Overhead Door Corporation uses a calculated door section R-value for our insulated doors.




**The most thermally efficient door system**

This 1 5/8" (41 mm) thick, steel-polyurethane-steel panel construction, heavy-duty door fits a wide range of opening sizes and the spectrum of applications — making it the best-selling door system in the Thermacore® line and one of the most-specified insulated sectional doors in the industry. Boasting an R-value of 14.86 (2.63 K m<sup>2</sup>/W), a U-value of .07 (.380 W/K m<sup>2</sup>), and one of the best air infiltration ratings, the Thermacore® 591 will meet or exceed almost any thermally efficient application requirement.

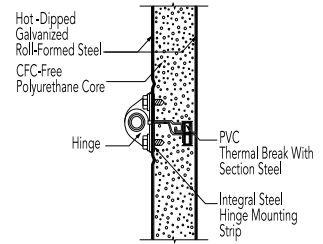
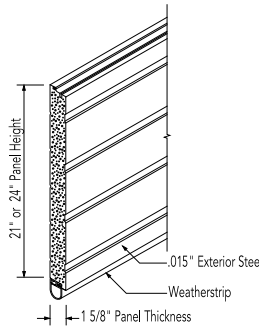


Double Thermal Acrylic windows, White paint finish


**Panel options**



Ribbed, textured panel



**Color options**




White



Industrial Brown



Gray



Tan



Trinar White



Trinar Beige



Trinar Brown

Actual colors may vary slightly from these shown due to fluctuations in staining or the printing process. Ask your Overhead Door Distributor for color samples.

**Glazing options**




Double Thermal Acrylic (25" w by 12" h)



Aluminum Sash Section\* with DSB glazing

\*Standard color White



Insulated DSB (24" w by 7" h)





Model 591 Air Force Academy, Colorado Springs.



## Architect's Corner

A resource for commercial and residential architects, contains comprehensive technical and resource materials to support your project, including drawings for installing garage and overhead doors.

[www.OverheadDoor.com](http://www.OverheadDoor.com)

**The original, innovative choice for unequalled quality and service.**

Overhead Door Corporation pioneered the upward-acting door industry, inventing the first upward-acting door in 1921 and the first electric door operator in 1926. Today, we continue to be the industry leader through the strength of our product innovation, superior craftsmanship and outstanding customer support, underscoring a legacy of quality, expertise and integrity. That's why design and construction professionals specify Overhead Door Corporation products more often than any other brand. Our family of over 400 Overhead Door Distributors across the U.S. and Canada not only share our name and logo, but also our commitment to excellence.



INDUSTRY LEADING  
COMMERCIAL & INDUSTRIAL SOLUTIONS



2501 S. State Hwy. 121 Bus., Suite 200, Lewisville, TX 75067  
1-800-929-DOOR • [sales@overheaddoor.com](mailto:sales@overheaddoor.com)  
[www.OverheadDoor.com](http://www.OverheadDoor.com)